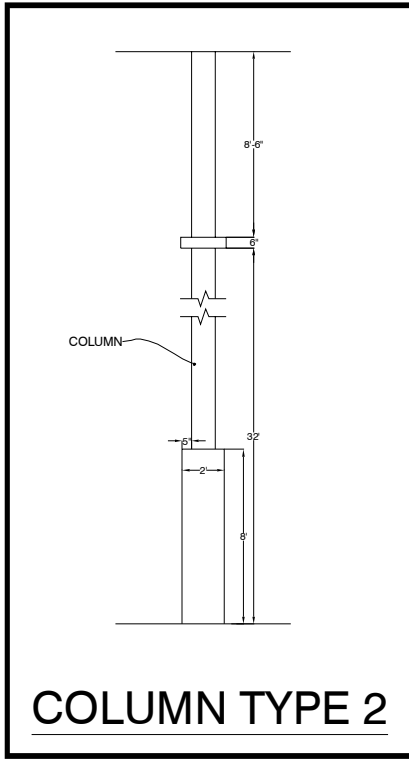
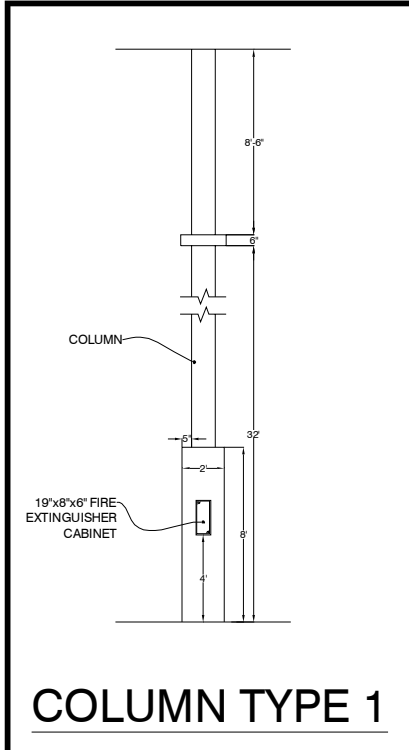
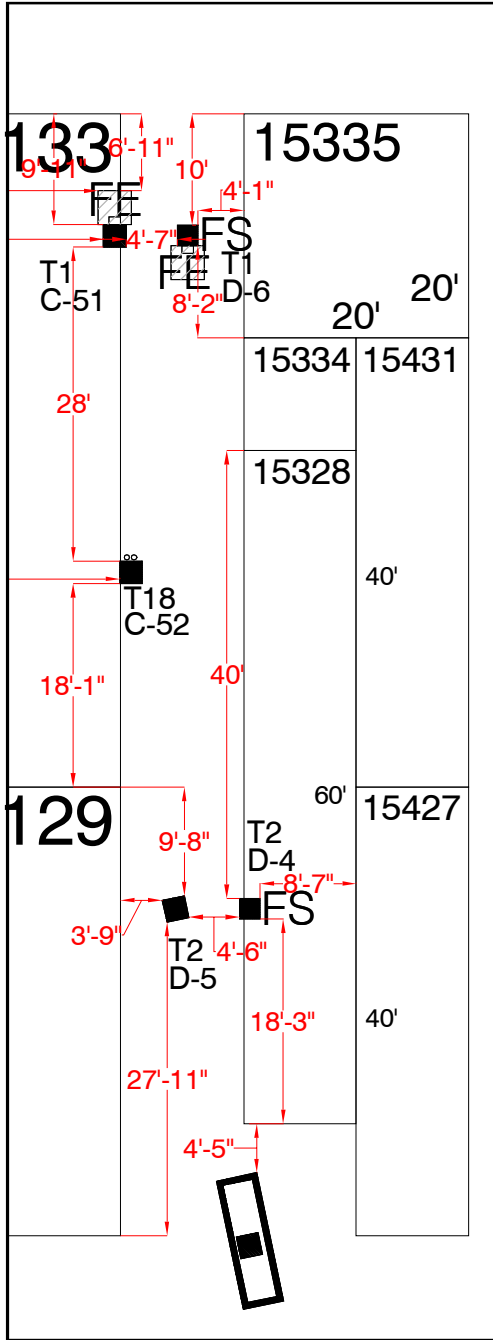


SHOT SHOW

JANUARY 17 - 20, 2017

SANDS EXPO - LEVEL 2 - HALLS A-D & BALLROOMS - LAS VEGAS, NV

REFER TO SHOT SHOW DISPLAY HEIGHT REGULATIONS FOR MAXIMUM BUILD HEIGHT



BUILDING LEGEND



Ceiling Restrictions: LEVEL 2

- BOOTH HEIGHTS VARY BY LOCATION AND BOOTH CONFIGURATION. SEE SHOT SHOW DISPLAY REGULATIONS.
- ELECTRICAL PROVIDED FROM CEILING UNLESS OTHERWISE NOTED.

	EXPANSION JOINT
	ROLL-UP DOORS
	AIRWALLS
	LOW CEILINGS
	KEEP CLEAR
	OPEN ABOVE

FIRE AND SAFETY LEGEND

	- REQUIRED CLEAR SPACE FOR EGRESS PER C.C.F.D. - MUST REMAIN CLEAR OF OBSTRUCTIONS TO EGRESS. - ENTRANCE UNITS ARE ALLOWED, BUT MUST NOT OBSTRUCT EGRESS.
FHC	- FIRE HOSE CONNECTION - FIRE HOSE CONNECTION LOCATIONS VARY. REFER TO FLOOR PLAN FOR FHC LOCATIONS.
FE	- FIRE EXTINGUISHER CABINET - FE CABINETS VARY ON COLUMNS. REFER TO FLOOR PLAN FOR FE LOCATIONS.
FS	FIRE ALARM STROBE
FV	- FIRE HOSE VALVE - FIRE HOSE VALVE PIPE COMES FROM THE CEILING.
S	WALL SCONCE

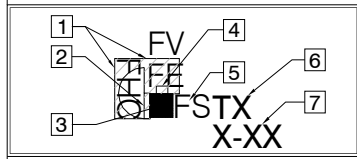
- MUST MAINTAIN AT LEAST 36" OF ACCESS AROUND ALL FIRE EQUIPMENT.
- IT IS THE RESPONSIBILITY OF THE EXHIBITOR TO PROVIDE ACCESS TO FIRE EQUIPMENT WITHIN THEIR BOOTH.
- FIRE EXTINGUISHERS MAY BE BLOCKED ONLY WHEN A TEMPORARY FE IS PROVIDED.

COLUMN LEGEND

■	COLUMN: APPROXIMATELY 24" x 24"; SIZES MAY VARY, REFER TO FLOOR PLAN FOR EXACT SIZE. 60' x 90' GRID, CENTER TO CENTER; LOCATIONS MAY VARY, REFER TO FLOOR PLAN FOR EXACT LOCATIONS.
--	COLUMN: SIZE AND LOCATION MAY VARY. REFER TO THE FLOOR PLAN FOR EXACT LOCATIONS.

NOTE: SOME COLUMNS ARE LOCATED ALONG THE WALL. THE DISTANCE FROM THE WALL TO THE COLUMN MAY VARY. REFER TO FLOOR PLAN FOR EXACT DISTANCE.

COLUMN NOTATIONS



KEY	
1	36" CLEARANCE AROUND FIRE EQUIPMENT (KEEP CLEAR)
2	26" x 38" x 6" FIRE CABINET
3	STEEL COLUMN W/ SPRAY-ON FIRE COATING
4	18" x 8" x 6" FIRE EXTINGUISHER AND/OR FIRE VALVE
5	FIRE STROBE
6	COLUMN TYPE

DISCLAIMER

EVERY EFFORT HAS BEEN MADE TO ENSURE THE ACCURACY OF ALL INFORMATION CONTAINED ON THIS FLOORPLAN. HOWEVER NO WARRANTIES, EITHER EXPRESSED OR IMPLIED ARE MADE WITH RESPECT TO THIS FLOORPLAN. IF THE LOCATION OF BUILDING COLUMNS, UTILITIES OR OTHER ARCHITECTURAL COMPONENTS OF THE FACILITY IS A CONSIDERATION IN THE CONSTRUCTION OR USAGE OF AN EXHIBIT, IT IS THE SOLE RESPONSIBILITY OF THE EXHIBITOR TO PHYSICALLY INSPECT THE FACILITY TO VERIFY ALL DIMENSIONS AND LOCATIONS.